



ENDURANCE

THURSDAY 26 AUGUST



Individual Results Final



CH-M-E - CEI**** 160km :38.1km - 73.6km - 106.5km - 139.7km - 160.2km

RANK	NUM.	AV. SPEED	NAT.	PHASE	RANK	ARRIVAL	IN TIME	RECOV. T.	PH. SPEED	BPM	AV. SPEED	TOTAL REC.	LAP/LEAD
1	003	19.678		1	1	08:52:46	08:54:40	00:01:54	19.936	55/54	19.936	00:01:54	00:00:00
HE Sheikh Hamdan bin Mohd AL MAKT UAE													
YAMAMAH 1999													
				2	1	11:13:53	11:17:03	00:03:10	20.804	63/60	20.346	00:05:04	03:37:03
				3	1	13:24:03	13:27:53	00:03:50	21.732	56/56	20.755	00:08:54	05:07:53
				4	1	16:04:29	16:09:30	00:05:01	17.847	60/64	19.981	00:13:55	06:59:30
				5	1	18:08:28	18:24:14		17.835	53/52	19.678		08:08:28
												Total Riding Time: 08:08:28	
2	111	19.258		1	6	08:56:15	08:58:03	00:01:48	19.365	47/56	19.365	00:01:48	00:03:23
Marijke VISSER NED													
LAIZA DE JALIMA 2004													
Lap / preceding :00:10:39													
				2	9	11:22:39	11:24:10	00:01:31	20.072	59/56	19.700	00:03:19	03:44:10
				3	2	13:41:33	13:44:58	00:03:25	19.583	58/56	19.664	00:06:44	05:24:58
				4	2	16:18:08	16:21:35	00:03:27	18.684	59/56	19.422	00:10:11	07:11:35
				5	2	18:19:07	18:27:04		18.213	52/52	19.258		08:19:07
												Total Riding Time: 08:19:07	
3	137	17.920		1	23	09:01:25	09:03:55	00:02:30	18.448	55/56	18.448	00:02:30	00:09:15
Abdulrahman Saad A.S AL SULAITEEN QAT													
KOHEILAN KINCISO 2002													
Lap / preceding :00:37:16													
				2	14	11:32:17	11:36:07	00:03:50	18.984	60	18.703	00:06:20	03:56:07
				3	6	14:03:35	14:07:44	00:04:09	17.686	56/60	18.376	00:10:29	05:47:44
				4	3	16:46:58	16:53:45	00:06:47	17.170	58/56	18.074	00:17:16	07:43:45
				5	3	18:56:23	19:08:29		16.934	55	17.920		08:56:23
												Total Riding Time: 08:56:23	
4	150	17.915		1	10	08:53:08	09:00:28	00:07:20	18.976	60/58	18.976	00:07:20	00:05:48
Barbara LISSARRAGUE SUI													
PREUME DE PAUTE 2003													
Lap / preceding :00:00:09													
				2	10	11:24:11	11:27:44	00:03:33	19.857	64/64	19.391	00:10:53	03:47:44
				3	5	14:00:42	14:03:57	00:03:15	16.986	62/68	18.578	00:14:08	05:43:57
				4	4	16:52:12	16:55:41	00:03:29	16.364	62/64	17.999	00:17:37	07:45:41
				5	4	18:56:32	19:08:20		17.361	55/60	17.915		08:56:32
												Total Riding Time: 08:56:32	
5	064	17.268		1	24	08:54:43	09:04:25	00:09:42	18.374	54/54	18.374	00:09:42	00:09:45
Jaume PUNTI DACHS ESP													
NOVISAAD D'AQUI 2001													
Lap / preceding :00:20:06													
				2	18	11:32:10	11:40:21	00:08:11	18.373	61/60	18.373	00:17:53	04:00:21
				3	7	14:02:19	14:08:22	00:06:03	18.275	56/60	18.343	00:23:56	05:48:22
				4	5	16:46:59	16:57:42	00:10:43	16.693	56/60	17.922	00:34:39	07:47:42
				5	5	19:16:38	19:31:25		13.831	59/60	17.268		09:16:38
												Total Riding Time: 09:16:38	
6	061	17.129		1	31	09:13:12	09:15:59	00:02:47	16.811	59/58	16.811	00:02:47	00:21:19
Jordi ARBOIX SANTACREU ESP													
MYSTAIR DES AUBUS 2005													
Lap / preceding :00:04:31													
				2	34	12:03:16	12:06:34	00:03:18	16.311	57/58	16.566	00:06:05	04:26:34
				3	15	14:36:02	14:39:27	00:03:25	17.487	62/60	16.840	00:09:30	06:19:27
				4	9	17:20:12	17:23:45	00:03:33	17.428	60/60	16.976	00:13:03	08:13:45
				5	6	19:21:09	19:36:54		18.249	59/56	17.129		09:21:09
												Total Riding Time: 09:21:09	
7	123	17.119		1	38	09:12:49	09:17:46	00:04:57	16.593	61/60	16.593	00:04:57	00:23:06
Sami Said Salim AL BULUSHI OMA													
KHANDJAR DU BOULVE 2005													
Lap / preceding :00:00:19													
				2	22	11:51:36	11:57:58	00:06:22	17.721	58/56	17.118	00:11:19	04:17:58
				3	11	14:26:16	14:34:22	00:08:06	16.959	61/60	17.069	00:19:25	06:14:22
				4	7	17:13:16	17:20:03	00:06:47	17.219	62/60	17.104	00:26:12	08:10:03
				5	7	19:21:28	19:41:54		17.223	62/60	17.119		09:21:28
												Total Riding Time: 09:21:28	
8	009	17.082		1	34	09:14:06	09:16:26	00:02:20	16.755	60/60	16.755	00:02:20	00:21:46
Jean-Philippe FRANCES FRA													
SECRET DE MON COEUR 2006													
Lap / preceding :00:01:13													
				2	30	12:03:56	12:06:15	00:02:19	16.408	58/60	16.586	00:04:39	04:26:15
				3	14	14:36:02	14:38:29	00:02:27	17.588	61/68	16.883	00:07:06	06:18:29
				4	8	17:20:12	17:22:37	00:02:25	17.453	62/64	17.015	00:09:31	08:12:37
				5	8	19:22:41	19:36:19		17.555	38/36	17.082		09:22:41
												Total Riding Time: 09:22:41	



Results provided by World Sport Timing























FOUNDER MEMBERS

More information on
www.normandy2014.com

Powered by ATRM Systems

Q = qualified, NQ = not qualified (having failed to qualified)..

CH-M-E - CEI**** 160km :38.1km - 73.6km - 106.5km - 139.7km - 160.2km

RANK	NUM.	AV. SPEED	NAT.	PHASE	RANK	ARRIVAL	IN TIME	RECOV. T.	PH. SPEED	BPM	AV. SPEED	TOTAL REC.	LAP/LEAD
9	110	17.082		1	74	09:17:47	09:24:26	00:06:39	15.827	55/52	15.827	00:06:39	00:29:46
Joyce VAN DEN BERG													
RUN DU COLOMBIER					2	12:08:02	12:13:44	00:05:42	16.473	55/60	16.132	00:12:21	04:33:44
Lap / preceding :00:00:01					3	14:39:30	14:43:18	00:03:48	18.016	64/64	16.671	00:16:09	06:23:18
					4	17:20:13	17:23:59	00:03:46	17.997	60/60	16.968	00:19:55	08:13:59
					5	19:22:42	19:35:32		17.900	58/56	17.082		09:22:42
Total Riding Time: 09:22:42													
10	012	17.081		1	12	08:52:56	09:00:45	00:07:49	18.932	64/62	18.932	00:07:49	00:06:05
Isa Abdulla Ali AL HAZZA													
RAJA DU ROCH					2	11:15:18	11:23:41	00:08:23	20.693	63/58	19.742	00:16:12	03:43:41
Lap / preceding :00:00:01					3	13:41:29	13:55:04	00:13:35	17.723	60/56	19.071	00:29:47	05:35:04
					4	16:43:05	16:58:28	00:15:23	14.933	0	17.892	00:45:10	07:48:28
					5	19:22:43	19:39:56		13.050	60	17.081		09:22:43
Total Riding Time: 09:22:43													
11	010	16.209		1	63	09:19:11	09:22:20	00:03:09	16.061	49/48	16.061	00:03:09	00:27:40
Franck LAOUSSE													
NIKJ DE LA FONTAINE					2	12:08:03	12:12:06	00:04:03	16.414	58/60	16.229	00:07:12	04:32:06
Lap / preceding :00:30:18					3	14:47:34	14:52:28	00:04:54	16.400	57/68	16.282	00:12:06	06:32:28
					4	17:40:51	17:45:12	00:04:21	16.230	64/62	16.269	00:16:27	08:35:12
					5	19:53:01	20:04:01		15.806	54/60	16.209		09:53:01
Total Riding Time: 09:53:01													
12	006	16.208		1	47	09:19:10	09:21:14	00:02:04	16.186	59/60	16.186	00:02:04	00:26:34
Nicolas BALLARIN													
LEMIR DE GARGASSAN					2	12:08:01	12:13:13	00:05:12	16.138	58/50	16.163	00:07:16	04:33:13
Lap / preceding :00:00:01					3	14:47:34	14:53:31	00:05:57	16.409	63/62	16.238	00:13:13	06:33:31
					4	17:44:31	17:50:13	00:05:42	15.722	60/60	16.113	00:18:55	08:40:13
					5	19:53:02	20:09:41		16.892	58/60	16.208		09:53:02
Total Riding Time: 09:53:02													
13	011	16.133		1	46	09:18:07	09:20:47	00:02:40	16.238	60/60	16.238	00:02:40	00:26:07
Denis LE GUILLOU													
OTIMMINS ARMOR					2	12:03:52	12:06:26	00:02:34	16.952	56/60	16.575	00:05:14	04:26:26
Lap / preceding :00:02:45					3	14:35:58	14:39:45	00:03:47	17.420	57/56	16.827	00:09:01	06:19:45
					4	17:37:04	17:39:20	00:02:16	15.372	58/64	16.457	00:11:17	08:29:20
					5	19:55:47	20:05:12		14.228	50/52	16.133		09:55:47
Total Riding Time: 09:55:47													
14	159	16.132		1	33	09:13:09	09:16:13	00:03:04	16.782	64/60	16.782	00:03:04	00:21:33
Wipawan PAWITAYALARP													
MULAWA ANGELUS					2	12:03:53	12:06:25	00:02:32	16.360	63/64	16.576	00:05:36	04:26:25
Lap / preceding :00:00:02					3	14:36:53	14:39:54	00:03:01	17.395	64/60	16.820	00:08:37	06:19:54
					4	17:37:05	17:39:23	00:02:18	15.384	62/56	16.455	00:10:55	08:29:23
					5	19:55:49	20:03:50		14.231	59/66	16.132		09:55:49
Total Riding Time: 09:55:49													
15	042	15.897		1	29	09:07:34	09:14:20	00:06:46	17.017	61/60	17.017	00:06:46	00:19:40
Martin GARCIA LAZO													
FRODON DE LA CHARME					2	11:57:17	12:04:16	00:06:59	16.393	64/64	16.710	00:13:45	04:24:16
Lap / preceding :00:08:49					3	14:36:04	14:40:25	00:04:21	16.995	64/70	16.797	00:18:06	06:20:25
					4	17:35:43	17:39:38	00:03:55	15.416	64/68	16.447	00:22:01	08:29:38
					5	20:04:38	20:13:32		12.947	58	15.897		10:04:38
Total Riding Time: 10:04:38													
16	036	15.765		1	54	09:19:12	09:21:35	00:02:23	16.146	47/54	16.146	00:02:23	00:26:55
Rafael SALVADOR													
SM LA TURCA					2	12:03:53	12:05:43	00:01:50	17.159	62/60	16.619	00:04:13	04:25:43
Lap / preceding :00:05:04					3	14:36:00	14:38:17	00:02:17	17.536	54/56	16.892	00:06:30	06:18:17
					4	17:26:11	17:28:02	00:01:51	16.635	60/58	16.830	00:08:21	08:18:02
					5	20:09:42	20:16:47		11.015	43/52	15.765		10:09:42
Total Riding Time: 10:09:42													
17	020	15.758		1	30	09:12:48	09:14:59	00:02:11	16.935	64/56	16.935	00:02:11	00:20:19
Mercedes TAPIA													
TREK RANIA					2	12:00:59	12:03:36	00:02:37	16.561	57/56	16.753	00:04:48	04:23:36
Lap / preceding :00:00:17					3	14:41:01	14:44:21	00:03:20	16.348	62/60	16.625	00:08:08	06:24:21
					4	17:35:17	17:43:15	00:07:58	15.454	60/64	16.331	00:16:06	08:33:15
					5	20:09:59	20:18:51		12.715	63/63	15.758		10:09:59
Total Riding Time: 10:09:59													
18	037	15.750		1	88	09:18:55	09:26:09	00:07:14	15.641	54/56	15.641	00:07:14	00:31:29
André VIDIZ													
NUMISMAT ENDURANCE					2	12:03:47	12:11:13	00:07:26	17.031	58/60	16.282	00:14:40	04:31:13
Lap / preceding :00:00:18					3	14:45:46	14:51:07	00:05:21	16.464	60/56	16.338	00:20:01	06:31:07
					4	17:54:54	18:00:06	00:05:12	14.333	59/60	15.812	00:25:13	08:50:06
					5	20:10:17	20:19:15		15.340	56/58	15.750		10:10:17
Total Riding Time: 10:10:17													



Results provided by World Sport Timing



FOUNDER MEMBERS

More information on www.normandy2014.com

Powered by ATRM Systems

Q = qualified, NQ = not qualified (having failed to qualified)..

CH-M-E - CEI**** 160km :38.1km - 73.6km - 106.5km - 139.7km - 160.2km

RANK	NUM.	AV. SPEED	NAT.	PHASE	RANK	ARRIVAL	IN TIME	RECOV. T.	PH. SPEED	BPM	AV. SPEED	TOTAL REC.	LAP/LEAD
19	024	15.722		1	60	09:19:12	09:22:15	00:03:03	16.070	53/54	16.070	00:03:03	00:27:35
Alexandra TOFT													
CHARLOTTE TE				AUS	2	12:08:05	12:10:54	00:02:49	16.557	59/50	16.301	00:05:52	04:30:54
Lap / preceding :00:01:06				2006	3	14:47:35	14:51:51	00:04:16	16.321	58/60	16.307	00:10:08	06:31:51
					4	17:44:34	17:50:10	00:05:36	15.524	56/64	16.114	00:15:44	08:40:10
					5	20:11:23	20:21:09		13.484	51/56	15.722		10:11:23
Total Riding Time: 10:11:23													
20	029	15.603		1	72	09:19:15	09:23:34	00:04:19	15.923	50/54	15.923	00:04:19	00:28:54
Peter BASTIJNS													
SHAKIRA DE ALBORADA				BEL	2	12:08:07	12:12:06	00:03:59	16.572	64/64	16.229	00:08:18	04:32:06
Lap / preceding :00:04:39				2005	3	14:42:56	14:50:17	00:07:21	16.703	60/55	16.373	00:15:39	06:30:17
					4	17:40:57	17:50:58	00:10:01	15.243	55/54	16.089	00:25:40	08:40:58
					5	20:16:02	20:25:37		12.938	53/60	15.603		10:16:02
Total Riding Time: 10:16:02													
21	062	15.547		1	91	09:18:17	09:26:32	00:08:15	15.601	52/52	15.601	00:08:15	00:31:52
Javier CERVERA SANCHEZ-ARNEDO													
STRAWBLADE				ESP	2	12:08:05	12:12:17	00:04:12	16.938	64/62	16.218	00:12:27	04:32:17
Lap / preceding :00:02:13				2002	3	14:45:07	14:52:47	00:07:40	16.382	62/64	16.269	00:20:07	06:32:47
					4	17:54:36	18:00:11	00:05:35	14.498	62/70	15.810	00:25:42	08:50:11
					5	20:18:15	20:35:49		13.967	59/60	15.547		10:18:15
Total Riding Time: 10:18:15													
22	018	15.542		1	8	08:56:53	08:59:10	00:02:17	19.183	64/64	19.183	00:02:17	00:04:30
Josefina CHAS													
RIVERWATCH				ARG	2	11:30:30	11:38:13	00:07:43	17.892	58/56	18.538	00:10:00	03:58:13
Lap / preceding :00:00:12				2004	3	14:15:00	14:26:19	00:11:19	15.410	63/60	17.444	00:21:19	06:06:19
					4	17:36:56	17:44:51	00:07:55	13.411	58/60	16.280	00:29:14	08:34:51
					5	20:18:27	20:28:19		11.873	54/52	15.542		10:18:27
Total Riding Time: 10:18:27													
23	084	15.502		1	61	09:19:13	09:22:16	00:03:03	16.068	51/50	16.068	00:03:03	00:27:36
Simona GARATTI													
HANIFA				ITA	2	12:09:55	12:13:51	00:03:56	16.188	52/56	16.126	00:06:59	04:33:51
Lap / preceding :00:01:36				2004	3	14:49:17	14:53:16	00:03:59	16.530	56/60	16.249	00:10:58	06:33:16
					4	17:52:03	17:56:17	00:04:14	14.976	59/62	15.927	00:15:12	08:46:17
					5	20:20:03	20:32:14		13.118	57/64	15.502		10:20:03
Total Riding Time: 10:20:03													
24	087	15.502		1	58	09:19:12	09:22:00	00:02:48	16.099	52/50	16.099	00:02:48	00:27:20
Daniele SERIOLI													
SANTA DU SAUVETERRE				ITA	2	12:09:55	12:13:06	00:03:11	16.247	59/54	16.170	00:05:59	04:33:06
Lap / preceding :00:00:01				2006	3	14:49:17	14:52:41	00:03:24	16.507	54/52	16.273	00:09:23	06:32:41
					4	17:52:28	17:56:07	00:03:39	14.929	53/53	15.932	00:13:02	08:46:07
					5	20:20:04	20:32:30		13.092	49/52	15.502		10:20:04
Total Riding Time: 10:20:04													
25	149	15.424		1	84	09:22:37	09:25:44	00:03:07	15.686	44/50	15.686	00:03:07	00:31:04
Sonja FRITSCHI													
OKKARINA D'ALSACE				SUI	2	12:25:28	12:28:39	00:03:11	14.904	57/60	15.299	00:06:18	04:48:39
Lap / preceding :00:03:06				2002	3	15:13:54	15:17:23	00:03:29	15.334	53/52	15.310	00:09:47	06:57:23
					4	18:07:20	18:10:33	00:03:13	16.173	54/54	15.506	00:13:00	09:00:33
					5	20:23:10	20:33:55		14.888	54/54	15.424		10:23:10
Total Riding Time: 10:23:10													
26	147	15.424		1	97	09:22:38	09:27:13	00:04:35	15.528	59/56	15.528	00:04:35	00:32:33
Andrea AMACHER													
RUSTIK D'ALSACE				SUI	2	12:25:30	12:28:45	00:03:15	15.050	64/60	15.294	00:07:50	04:48:45
Lap / preceding :00:00:02				2005	3	15:13:54	15:17:32	00:03:38	15.328	63/64	15.304	00:11:28	06:57:32
					4	18:07:20	18:10:44	00:03:24	16.169	63/60	15.501	00:14:52	09:00:44
					5	20:23:12	20:33:51		14.915	51/56	15.424		10:23:12
Total Riding Time: 10:23:12													
27	104	15.355		1	99	09:23:04	09:27:32	00:04:28	15.495	48/40	15.495	00:04:28	00:32:52
Mohd T.Aseef ABDUL MUTALIB													
ELADINA KUNGFU				MAS	2	12:14:09	12:17:54	00:03:45	16.339	64/62	15.891	00:08:13	04:37:54
Lap / preceding :00:02:47				2006	3	14:51:09	14:56:36	00:05:27	16.630	62/60	16.112	00:13:40	06:36:36
					4	17:57:33	18:03:08	00:05:35	14.590	60/60	15.722	00:19:15	08:53:08
					5	20:25:59	20:36:13		13.247	55/52	15.355		10:25:59
Total Riding Time: 10:25:59													
28	067	14.920		1	109	09:25:10	09:28:53	00:03:43	15.354	49	15.354	00:03:43	00:34:13
Beth LANGLEY													
HS AMETISTA				GBR	2	12:19:27	12:23:20	00:03:53	15.842	60/60	15.586	00:07:36	04:43:20
Lap / preceding :00:18:14				1998	3	15:05:15	15:12:40	00:07:25	15.263	58/60	15.485	00:15:01	06:52:40
					4	18:19:28	18:24:40	00:05:12	14.028	59/64	15.112	00:20:13	09:14:40
					5	20:44:13	20:55:30		13.735	54/52	14.920		10:44:13
Total Riding Time: 10:44:13													



Results provided by World Sport Timing























FOUNDER MEMBERS

More information on www.normandy2014.com

Powered by ATRM Systems

Q = qualified, NQ = not qualified (having failed to qualified)..

CH-M-E - CEI*** 160km :38.1km - 73.6km - 106.5km - 139.7km - 160.2km

RANK	NUM.	AV. SPEED	NAT.	PHASE	RANK	ARRIVAL	IN TIME	RECOV. T.	PH. SPEED	BPM	AV. SPEED	TOTAL REC.	LAP/LEAD	
29	155	14.916		1	120	09:25:49	09:31:32	00:05:43	15.086	44/48	15.086	00:05:43	00:36:52	
Silvia POTOČNA-KOVARIKOVA					2	87	12:23:24	12:29:27	00:06:03	15.444	56/60	15.257	00:11:46	04:49:27
GAMAAR				 2004	3	51	15:14:29	15:19:37	00:05:08	15.165	56/58	15.228	00:16:54	06:59:37
Lap / preceding :00:00:12					4	35	18:19:29	18:24:49	00:05:20	14.734	63/60	15.108	00:22:14	09:14:49
					5	29	20:44:25	20:52:44		13.728	55/52	14.916	10:44:25	
Total Riding Time: 10:44:25														
30	164	14.890		1	44	09:17:27	09:20:26	00:02:59	16.278	63/64	16.278	00:02:59	00:25:46	
Federico GARCÍA PIÑEYRUA					2	39	12:08:00	12:10:12	00:02:12	16.414	59/60	16.343	00:05:11	04:30:12
EO RABIS				 2006	3	38	15:01:45	15:05:09	00:03:24	14.628	59/58	15.772	00:08:35	06:45:09
Lap / preceding :00:01:07					4	32	18:19:34	18:22:59	00:03:25	13.475	64/64	15.158	00:12:00	09:12:59
					5	30	20:45:32	20:55:00		13.290	63/60	14.890	10:45:32	
Total Riding Time: 10:45:32														
31	173	14.873		1	51	09:13:59	09:21:28	00:07:29	16.159	56/64	16.159	00:07:29	00:26:48	
JEREMY OLSON					2	27	12:00:33	12:05:30	00:04:57	17.173	61/58	16.633	00:12:26	04:25:30
WALLACE HILL SHADE				 2002	3	23	14:36:03	14:48:18	00:12:15	16.075	58/56	16.456	00:24:41	06:28:18
Lap / preceding :00:00:44					4	26	17:52:15	18:02:27	00:10:12	13.819	56/56	15.742	00:34:53	08:52:27
					5	31	20:46:16	20:58:51		10.807	57/60	14.873	10:46:16	
Total Riding Time: 10:46:16														
32	078	14.835		1	57	09:12:53	09:21:59	00:09:06	16.100	62	16.100	00:09:06	00:27:19	
Vivian Wan Fun CHEUNG					2	68	12:08:06	12:19:07	00:11:01	15.532	55/54	15.821	00:20:07	04:39:07
CHAZAN				 2003	3	42	15:05:14	15:14:50	00:09:36	14.545	63/62	15.404	00:29:43	06:54:50
Lap / preceding :00:01:39					4	31	18:07:30	18:21:55	00:14:25	14.531	64/60	15.187	00:44:08	09:11:55
					5	32	20:47:55	21:11:14		12.813	64/64	14.835	10:47:55	
Total Riding Time: 10:47:55														
33	022	14.813		1	92	09:23:30	09:26:35	00:03:05	15.595	46/48	15.595	00:03:05	00:31:55	
Sasha LAWS-KING					2	88	12:25:28	12:30:48	00:05:20	14.769	57/60	15.186	00:08:25	04:50:48
QACIMA DU SAUVETERRE				 2004	3	48	15:14:25	15:18:43	00:04:18	15.432	62/64	15.261	00:12:43	06:58:43
Lap / preceding :00:00:58					4	36	18:19:30	18:25:14	00:05:44	14.592	61/61	15.096	00:18:27	09:15:14
					5	33	20:48:53	20:59:33		13.134	58/60	14.813	10:48:53	
Total Riding Time: 10:48:53														
34	160	14.610		1	32	09:13:09	09:16:04	00:02:55	16.801	58/58	16.801	00:02:55	00:21:24	
Prutirat RATTANAKUL SERIREONGRIT					2	43	12:08:23	12:11:12	00:02:49	15.762	63/60	16.283	00:05:44	04:31:12
SHARDELL PRINCE ALI				 2002	3	44	15:13:20	15:16:30	00:03:10	13.586	63/60	15.342	00:08:54	06:56:30
Lap / preceding :00:09:01					4	37	18:30:58	18:35:13	00:04:15	13.395	64/58	14.830	00:13:09	09:25:13
					5	34	20:57:54	21:07:18		13.271	55/60	14.610	10:57:54	
Total Riding Time: 10:57:54														
35	140	14.605		1	96	09:19:12	09:27:06	00:07:54	15.540	50/50	15.540	00:07:54	00:32:26	
Gerda Petronella BURGER					2	90	12:24:00	12:31:05	00:07:05	14.793	61/56	15.171	00:14:59	04:51:05
GOZCH				 2005	3	56	15:21:54	15:26:12	00:04:18	14.610	60/60	14.993	00:19:17	07:06:12
Lap / preceding :00:00:13					4	38	18:32:25	18:38:14	00:05:49	14.025	59/58	14.751	00:25:06	09:28:14
					5	35	20:58:07	21:07:51		13.684	54/52	14.605	10:58:07	
Total Riding Time: 10:58:07														
36	043	14.429		1	116	09:19:57	09:30:08	00:10:11	15.226	60	15.226	00:10:11	00:35:28	
Harken JENSEN					2	93	12:23:26	12:32:03	00:08:37	15.009	61/60	15.121	00:18:48	04:52:03
FRANC DE LA ILLA				 2001	3	59	15:22:10	15:29:11	00:07:01	14.395	59/54	14.889	00:25:49	07:09:11
Lap / preceding :00:08:02					4	39	18:28:30	18:39:08	00:10:38	14.234	61/56	14.728	00:36:27	09:29:08
					5	36	21:06:09	21:15:43		12.678	58/60	14.429	11:06:09	
Total Riding Time: 11:06:09														
37	134	14.428		1	36	09:14:10	09:17:34	00:03:24	16.617	61/60	16.617	00:03:24	00:22:54	
António VAZ FREIRE					2	98	12:31:18	12:34:32	00:03:14	13.570	61/58	14.993	00:06:38	04:54:32
TIBETE				 2000	3	61	15:22:01	15:29:37	00:07:36	14.613	58	14.874	00:14:14	07:09:37
Lap / preceding :00:00:02					4	40	18:28:09	18:39:38	00:11:29	14.227	62/60	14.715	00:25:43	09:29:38
					5	37	21:06:11	21:18:15		12.740	63/60	14.428	11:06:11	
Total Riding Time: 11:06:11														
38	048	14.385		1	80	09:22:53	09:25:09	00:02:16	15.749	49/48	15.749	00:02:16	00:30:29	
Rocio ECHEVERRI					2	113	12:50:03	12:52:15	00:02:12	12.747	56/54	14.143	00:04:28	05:12:15
JAMIN				 2006	3	66	15:50:14	15:52:35	00:02:21	14.067	61/60	14.119	00:06:49	07:32:35
Lap / preceding :00:02:00					4	41	18:51:28	18:55:47	00:04:19	14.955	58/60	14.309	00:11:08	09:45:47
					5	38	21:08:11	21:16:38		14.927	52/52	14.385	11:08:11	
Total Riding Time: 11:08:11														



Results provided by World Sport Timing



FOUNDER MEMBERS

More information on www.normandy2014.com

Powered by ATRM Systems

Q = qualified, NQ = not qualified (having failed to qualified)..

CH-M-E - CEI*** 160km :38.1km - 73.6km - 106.5km - 139.7km - 160.2km

RANK	NUM.	AV. SPEED	NAT.	PHASE	RANK	ARRIVAL	IN TIME	RECOV. T.	PH. SPEED	BPM	AV. SPEED	TOTAL REC.	LAP/LEAD	
NQ	008	LA		1	40	09:13:38	09:18:00	00:04:22	16.565	58/56	16.565	00:04:22	00:23:20	
Robin CORNELLY				FRA	2	35	12:03:53	12:07:08	00:03:15	16.495	56/60	16.531	00:07:37	04:27:08
RUSTY JAMES				2005	3	18	14:36:00	14:40:21	00:04:21	17.436	55/58	16.800	00:11:58	06:20:21
Lap / preceding :23:07:44					4	15	17:37:05	17:40:57	00:03:52	15.253	62/68	16.405	00:15:50	08:30:57
				5	LA	20:15:55	20:24:42		11.718	58/64	15.606		10:15:55	
NQ	063	LA		1	65	09:18:56	09:22:26	00:03:30	16.050	52/52	16.050	00:03:30	00:27:46	
Laia MUIXI CRUSELLAS				ESP	2	46	12:08:04	12:12:03	00:03:59	16.433	54/60	16.232	00:07:29	04:32:03
OURASI DE CASSA				2002	3	24	14:45:11	14:48:48	00:03:37	16.908	63/60	16.435	00:11:06	06:28:48
Lap / preceding :00:31:54					4	27	17:57:35	18:03:04	00:05:29	13.808	52/60	15.724	00:16:35	08:53:04
				5	LA	20:47:49	21:02:30		10.719	50/60	14.838		10:47:49	
NQ	070	ME-TR		1	94	09:25:08	09:26:41	00:01:33	15.585	44	15.585	00:01:33	00:32:01	
Anna-Jane WILLIAMS				GBR	2	76	12:19:20	12:22:02	00:02:42	15.737	57/70	15.658	00:04:15	04:42:02
CRYSTAL WISSAM				2003	3	43	15:05:13	15:15:19	00:10:06	14.811	52/60	15.386	00:14:21	06:55:19
Lap / preceding :23:56:25					4	34	18:19:27	18:24:43	00:05:16	14.290	63/62	15.110	00:19:37	09:14:43
				5	ME-TR	20:44:14	20:59:08		13.741	70/60	14.920		10:44:14	
NQ	013	ME-TR		1	14	08:52:56	09:00:50	00:07:54	18.919	47/60	18.919	00:07:54	00:06:10	
HH Sh Nasser Bin Hamad AL KHALIFA				BRN	2	6	11:15:20	11:22:22	00:07:02	20.978	63/64	19.859	00:14:56	03:42:22
ONIRIK DE BECHEREL				2002	3	3	13:41:45	13:50:29	00:08:44	18.258	62/60	19.335	00:23:40	05:30:29
Lap / preceding :20:55:57					4	ME-TR	16:43:10	16:50:11	00:07:01	15.359	55/60	18.214	00:30:41	07:40:11
NQ	031	ME-TR		1	61	09:19:21	09:22:16	00:02:55	16.068	52/54	16.068	00:02:55	00:27:36	
Raoul RONSMANS				BEL	2	31	12:03:51	12:06:23	00:02:32	17.161	62/64	16.578	00:05:27	04:26:23
PHAROUK DE LA FAGEOLE				2003	3	22	14:36:03	14:45:36	00:09:33	16.558	64/64	16.572	00:15:00	06:25:36
Lap / preceding :01:04:07					4	ME-TR	17:35:41	17:54:18	00:18:37	14.362	70/72	15.987	00:33:37	08:44:18
NQ	039	ME-TR		1	78	09:13:26	09:24:54	00:11:28	15.776	61/60	15.776	00:11:28	00:30:14	
Jessica MANNES				CAN	2	82	12:19:22	12:27:47	00:08:25	14.907	64/64	15.345	00:19:53	04:47:47
GREATER GLIDE				2001	3	54	15:06:57	15:24:11	00:17:14	14.472	59/64	15.064	00:37:07	07:04:11
Lap / preceding :01:14:22					4	ME-TR	18:56:57	19:08:40	00:11:43	11.417	78/68	14.001	00:48:50	09:58:40
NQ	045	ME-TR		1	101	09:18:56	09:27:41	00:08:45	15.479	55/52	15.479	00:08:45	00:33:01	
Huilin JIA				CHN	2	91	12:11:42	12:31:47	00:20:05	14.781	64/60	15.135	00:28:50	04:51:47
PRINCESSE LA FONTAINE				2003	3	63	15:24:48	15:40:23	00:15:35	13.284	61/60	14.510	00:44:25	07:20:23
Lap / preceding :00:35:34					4	ME-TR	19:39:14	19:44:14	00:05:00	10.276	60/62	13.216	00:49:25	10:34:14
NQ	046	ME		1	48	09:13:47	09:21:20	00:07:33	16.175	56/52	16.175	00:07:33	00:26:40	
Gang ZHI				CHN	2	36	11:59:15	12:08:21	00:09:06	16.770	64/64	16.456	00:16:39	04:28:21
GAZAL BORBALA				2005	3	39	14:57:13	15:08:07	00:10:54	14.124	61/64	15.657	00:27:33	06:48:07
Lap / preceding :23:11:43					4	ME	18:45:48	18:55:57	00:10:09	11.202	66/62	14.305	00:37:42	09:45:57
NQ	055	ME-TR		1	71	09:19:11	09:23:30	00:04:19	15.930	54/58	15.930	00:04:19	00:28:50	
Silvie LORENCOVA				CZE	2	66	12:14:13	12:17:41	00:03:28	15.874	50/54	15.903	00:07:47	04:37:41
RAZZIA DU BARTHAS				2005	3	37	14:51:20	14:57:20	00:06:00	16.498	58/81	16.082	00:13:47	06:37:20
Lap / preceding :23:31:01					4	ME-TR	18:19:34	18:26:58	00:07:24	12.479	69/60	15.049	00:21:11	09:16:58
NQ	058	ME		1	25	08:56:14	09:05:58	00:09:44	18.148	56/60	18.148	00:09:44	00:11:18	
Rafaela DARQUEA				ECU	2	20	11:44:18	11:53:09	00:08:51	16.748	60/60	17.444	00:18:35	04:13:09
AMARILLO HLM				2003	3	12	14:33:20	14:36:28	00:03:08	16.008	55/56	16.974	00:21:43	06:16:28
Lap / preceding :23:44:20					4	ME	18:07:21	18:11:18	00:03:57	12.085	64/64	15.485	00:25:40	09:01:18
NQ	076	LA		1	81	09:19:14	09:25:16	00:06:02	15.737	52/48	15.737	00:06:02	00:30:36	
Efstathia KOUTSAFTI				GRC	2	51	12:08:10	12:13:03	00:04:53	16.669	62/56	16.173	00:10:55	04:33:03
GARDU PINTU				2002	3	35	14:47:35	14:54:40	00:07:05	16.231	60/60	16.191	00:18:00	06:34:40
Lap / preceding :23:48:32					4	LA	17:54:38	17:59:50	00:05:12	14.737	55/60	15.820	00:23:12	08:49:50



Results provided by World Sport Timing



























FOUNDER MEMBERS

More information on www.normandy2014.com

Powered by ATRM Systems

Q = qualified, NQ = not qualified (having failed to qualified)..

CH-M-E - CEI**** 160km :38.1km - 73.6km - 106.5km - 139.7km - 160.2km

RANK	NUM.	AV. SPEED	NAT.	PHASE	RANK	ARRIVAL	IN TIME	RECOV. T.	PH. SPEED	BPM	AV. SPEED	TOTAL REC.	LAP/LEAD	
NQ	081	ME		1	85	09:19:19	09:25:50	00:06:31	15.675	52/56	15.675	00:06:31	00:31:10	
Jason TSE					2	78	12:17:39	12:24:45	00:07:06	15.333	61/60	15.508	00:13:37	04:44:45
SIROCO TOUL AR C'HOAT					3	52	15:14:34	15:21:56	00:07:22	14.390	62/72	15.145	00:20:59	07:01:56
Lap / preceding :01:05:32					4	ME	18:56:59	19:05:22	00:08:23	11.486	67/60	14.079	00:29:22	09:55:22
NQ	083	LA		1	125	09:28:12	09:33:12	00:05:00	14.922	54/52	14.922	00:05:00	00:38:32	
Helen MCFARLAND					2	105	12:23:58	12:36:51	00:12:53	14.828	60/64	14.876	00:17:53	04:56:51
JUST CMALL					3	55	15:17:27	15:26:09	00:08:42	15.267	64/61	14.995	00:26:35	07:06:09
Lap / preceding :23:37:04					4	LA	18:33:04	18:42:26	00:09:22	13.617	60/66	14.643	00:35:57	09:32:26
NQ	085	ME-TR		1	50	09:19:13	09:21:24	00:02:11	16.167	62	16.167	00:02:11	00:26:44	
Costanza LALISCIA					2	42	12:08:01	12:10:59	00:02:58	16.437	55/76	16.296	00:05:09	04:30:59
PHILO DES PINS					3	25	14:45:13	14:49:37	00:04:24	16.640	64/68	16.401	00:09:33	06:29:37
Lap / preceding :23:59:51					4	ME-TR	18:20:29	18:42:17	00:21:48	10.905	75/58	14.647	00:31:21	09:32:17
NQ	099	FTC		1	18	08:52:21	09:02:25	00:10:04	18.674	63/62	18.674	00:10:04	00:07:45	
Tarek TAHER					2	12	11:22:42	11:33:19	00:10:37	19.207	53/56	18.927	00:20:41	03:53:19
EASY FONTNOIRE					3	10	14:18:01	14:27:36	00:09:35	14.700	63/60	17.383	00:30:16	06:07:36
Lap / preceding :23:48:00					4	FTC		18:30:17		10.338	64/61	14.960	00:52:04	09:20:17
NQ	101	ME		1	78	09:19:28	09:24:54	00:05:26	15.776	56/52	15.776	00:05:26	00:30:14	
Mickels SCHMARTZ					2	69	12:14:32	12:19:36	00:05:04	15.813	62/64	15.794	00:10:30	04:39:36
QUENZ EDDAHAB					3	53	15:07:42	15:23:50	00:16:08	13.686	54/60	15.077	00:26:38	07:03:50
Lap / preceding :00:08:26					4	ME	18:32:35	18:38:43	00:06:08	13.749	71/68	14.738	00:32:46	09:28:43
NQ	108	OT		1	133	09:23:31	09:34:08	00:10:37	14.831	63/60	14.831	00:10:37	00:39:28	
Yara DE BOER					2	96	12:24:43	12:32:22	00:07:39	15.409	58/50	15.104	00:18:16	04:52:22
SUMAYA G					3	60	15:23:32	15:29:22	00:05:50	14.409	61/64	14.882	00:24:06	07:09:22
Lap / preceding :01:24:16					4	OT	19:56:55	20:02:59	00:06:04	8.908	59/66	12.836	00:30:10	10:52:59
NQ	119	OT		1	52	09:16:20	09:21:29	00:05:09	16.157	53/60	16.157	00:05:09	00:26:49	
Alison HIGGINS					2	62	12:09:07	12:15:04	00:05:57	15.945	55/56	16.054	00:11:06	04:35:04
NORTHWINDS APOLLO					3	50	15:14:16	15:19:19	00:05:03	13.685	56/56	15.239	00:16:09	06:59:19
Lap / preceding :23:32:26					4	OT	19:30:11	19:35:25	00:05:14	9.665	56/60	13.402	00:21:23	10:25:25
NQ	126	ME-TR		1	43	09:17:49	09:20:22	00:02:33	16.286	57/52	16.286	00:02:33	00:25:42	
Ahmed Salim Mohamed AL HAMDANI					2	24	12:00:39	12:03:29	00:02:50	17.301	64/60	16.760	00:05:23	04:23:29
RAQQAS LARZAC					3	32	14:49:45	14:52:59	00:03:14	15.243	58/58	16.260	00:08:37	06:32:59
Lap / preceding :22:45:28					4	ME-TR		18:20:53		12.616	61/60	15.216	00:13:51	09:10:53
NQ	130	FTC		1	37	09:14:09	09:17:37	00:03:28	16.611	64/60	16.611	00:03:28	00:22:57	
JOSÉ PEDRO FILIPE					2	73	12:17:36	12:21:31	00:03:55	14.802	53/60	15.686	00:07:23	04:41:31
SARDANISCA					3	49	15:07:44	15:19:02	00:11:18	14.355	59/60	15.249	00:18:41	06:59:02
Lap / preceding :00:32:55					4	FTC		18:53:48		12.090	57/56	14.358	00:23:55	09:43:48
NQ	135	ME-TR		1	7	08:52:57	08:58:32	00:05:35	19.286	64/64	19.286	00:05:35	00:03:52	
Hassan Tahous S.J AL NUAIMI					2	17	11:32:16	11:38:58	00:06:42	17.686	62/66	18.480	00:12:17	03:58:58
LEONARDO					3	8	14:03:36	14:13:15	00:09:39	17.273	62/68	18.089	00:21:56	05:53:15
Lap / preceding :22:22:17					4	ME-TR	16:56:08	17:16:05	00:19:57	14.996	75/72	17.244	00:41:53	08:06:05
NQ	142	ME		1	129	09:29:35	09:33:41	00:04:06	14.875	48/56	14.875	00:04:06	00:39:01	
Naomi MULLER					2	106	12:29:37	12:37:01	00:07:24	14.861	64/62	14.868	00:11:30	04:57:01
LORMAR KARAKA					3	57	15:14:39	15:26:38	00:11:59	15.230	59/60	14.978	00:23:29	07:06:38
Lap / preceding :01:30:34					4	ME	18:32:29	18:46:39	00:14:10	13.279	69/60	14.536	00:37:39	09:36:39
NQ	143	OT		1	117	09:22:35	09:30:16	00:07:41	15.213	51/56	15.213	00:07:41	00:35:36	
Eone WILLEMSE					2	95	12:24:03	12:32:09	00:08:06	15.012	58/60	15.116	00:15:47	04:52:09
GAZAL POMPEIUS					3	58	15:21:57	15:28:15	00:06:18	14.504	61/60	14.921	00:22:05	07:08:15
Lap / preceding :01:16:16					4	OT	19:56:56	20:02:55	00:05:59	8.866	59/66	12.838	00:28:04	10:52:55



Results provided by World Sport Timing



























FOUNDER MEMBERS

More information on www.normandy2014.com

Powered by ATRM Systems

Q = qualified, NQ = not qualified (having failed to qualified)..

CH-M-E - CEI*** 160km :38.1km - 73.6km - 106.5km - 139.7km - 160.2km

RANK	NUM.	AV. SPEED	NAT.	PHASE	RANK	ARRIVAL	IN TIME	RECOV. T.	PH. SPEED	BPM	AV. SPEED	TOTAL REC.	LAP/LEAD		
NQ	153	FTC		1	124	09:29:33	09:32:39	00:03:06	14.975	38/40	14.975	00:03:06	00:37:59		
Feiruz BOULBOLOVA					2	107	12:34:34	12:38:07	00:03:33	14.643	52/52	14.813	00:06:39	04:58:07	
MUSAFER					2001	3	62	15:35:24	15:39:13	00:03:49	13.990	55/57	14.549	00:10:28	07:19:13
Lap / preceding :23:05:20					4	FTC	19:04:27	19:08:15	00:03:48	12.526	63/60	14.011	00:14:16	09:58:15	
NQ	154	OT		1	127	09:29:30	09:33:28	00:03:58	14.896	48/48	14.896	00:03:58	00:38:48		
Charlotte MLYNCEKOVA					2	109	12:34:33	12:38:45	00:04:12	14.661	60/60	14.782	00:08:10	04:58:45	
HADIA					2005	3	64	15:35:39	15:44:57	00:09:18	13.502	56/54	14.361	00:17:28	07:24:57
Lap / preceding :02:03:08					4	OT		21:11:23		7.206	46	11.619	00:21:16	12:01:23	
NQ	156	LA		1	111	09:25:11	09:29:13	00:04:02	15.320	51/48	15.320	00:04:02	00:34:33		
Lucia STAROVECKA					2	81	12:23:23	12:26:50	00:03:27	15.478	57/58	15.396	00:07:29	04:46:50	
BALKAN					2001	3	40	15:06:57	15:11:57	00:05:00	15.777	63/60	15.512	00:12:29	06:51:57
Lap / preceding :21:13:14					4	LA	18:19:30	18:24:37	00:05:07	13.963	58/68	15.113	00:17:36	09:14:37	
NQ	157	FTC		1	134	09:29:08	09:34:51	00:05:43	14.763	50/56	14.763	00:05:43	00:40:11		
Yvonne EKELUND					2	110	12:33:28	12:40:09	00:06:41	14.659	55/52	14.713	00:12:24	05:00:09	
BARON GREY STAR					2001	3	65	15:41:58	15:49:02	00:07:04	13.259	64/60	14.231	00:19:28	07:29:02
Lap / preceding :02:35:26					4	FTC		21:00:03		7.632	56/52	11.805	00:24:35	11:50:03	
NQ	163	FTC		1	110	09:17:19	09:28:59	00:11:40	15.344	48/48	15.344	00:11:40	00:34:19		
Anissa SFAYHI					2	80	12:18:46	12:26:05	00:07:19	15.536	61/60	15.436	00:18:59	04:46:05	
JAZIR					1997	3	67	15:50:07	15:57:57	00:07:50	11.486	57/58	13.953	00:26:49	07:37:57
Lap / preceding :21:14:42					4	FTC	17:52:00	18:14:45	00:22:45	22.949	45/48	15.387	00:49:34	09:04:45	
NQ	001	ME-TR		1	2	08:52:50	08:55:33	00:02:43	19.784	62/64	19.784	00:02:43	00:00:53		
Sh Rashid Dalmook AL MAKTOUM					2	2	11:13:54	11:17:21	00:03:27	20.923	60/64	20.317	00:06:10	03:37:21	
NOPOLI DEL MA					2004	3	ME-TR	13:24:03	13:32:08	00:08:05	20.827	56/60	20.472	00:14:15	05:12:08
Lap / preceding :20:07:23															
NQ	004	ME-TR		1	4	08:53:08	08:57:07	00:03:59	19.519	64/64	19.519	00:03:59	00:02:27		
Ali Khalfan AL JAHOURI					2	5	11:13:54	11:22:06	00:08:12	20.289	63/62	19.883	00:12:11	03:42:06	
MOOTA HADDEEA					2001	3	ME-TR	13:41:27	13:53:08	00:11:41	17.778	61/64	19.182	00:23:52	05:33:08
Lap / preceding :00:21:00															
NQ	015	LA		1	16	08:52:56	09:01:24	00:08:28	18.830	60/60	18.830	00:08:28	00:06:44		
Jaafar Merza Abdulnabi HASSAN					2	3	11:15:18	11:20:18	00:05:00	21.537	63/56	20.045	00:13:28	03:40:18	
PRESAGE DE CROUZ					2003	3	LA	13:29:29	13:41:22	00:11:53	19.532	59/64	19.884	00:25:21	05:21:22
Lap / preceding :23:48:14															
NQ	016	LA		1	9	08:56:23	08:59:46	00:03:23	19.087	61	19.087	00:03:23	00:05:06		
Raed MAHMOOD					2	13	11:26:57	11:35:07	00:08:10	18.466	56/56	18.782	00:11:33	03:55:07	
SOURYA LA MAJORIE					2006	3	LA	13:56:52	14:05:38	00:08:46	17.862	48/56	18.488	00:20:19	05:45:38
Lap / preceding :00:24:16															
NQ	017	FTC		1	41	09:14:08	09:18:38	00:04:30	16.490	55	16.490	00:04:30	00:23:58		
Selim DEJBLI					2	59	12:09:09	12:14:04	00:04:55	15.727	58/64	16.113	00:09:25	04:34:04	
PHILOU POLSKI					2003	3	FTC		16:54:27		8.212	48	12.421	00:18:11	08:34:27
Lap / preceding :02:48:49															
NQ	019	RET		1	73	09:19:18	09:23:37	00:04:19	15.917	53/52	15.917	00:04:19	00:28:57		
Domingo Andres CORDOBA					2	61	12:10:00	12:14:46	00:04:46	16.241	58/60	16.072	00:09:05	04:34:46	
KOELA DE LA DOUR					2004	3	RET	14:55:42	15:05:33	00:09:51	15.094	63/64	15.756	00:18:56	06:45:33
Lap / preceding :22:11:06															
NQ	026	ME-TR		1	131	09:19:40	09:33:50	00:14:10	14.860	55	14.860	00:14:10	00:39:10		
Stephanie KUNZ					2	103	12:23:32	12:36:01	00:12:29	14.981	61/60	14.918	00:26:39	04:56:01	
OMAR					1999	3	ME-TR	15:25:05	15:48:16	00:23:11	12.966	72/66	14.255	00:49:50	07:28:16
Lap / preceding :00:42:43															



Results provided by World Sport Timing



FOUNDER MEMBERS

More information on www.normandy2014.com

Powered by ATRM Systems

Q = qualified, NQ = not qualified (having failed to qualified)..

CH-M-E - CEI**** 160km :38.1km - 73.6km - 106.5km - 139.7km - 160.2km

RANK	NUM.	AV. SPEED	NAT.	PHASE	RANK	ARRIVAL	IN TIME	RECOV. T.	PH. SPEED	BPM	AV. SPEED	TOTAL REC.	LAP/LEAD	
NQ	028	ME		1	70	09:19:22	09:23:25	00:04:03	15.940	51/54	15.940	00:04:03	00:28:45	
Elisa ARNOULD				BEL	2	45	12:08:02	12:11:22	00:03:20	16.647	61/68	16.273	00:07:23	04:31:22
SHETAN AL ONDREL EWALRAID				2006	3	ME	14:42:57	15:01:27	00:18:30	15.175	64/70	15.917	00:25:53	06:41:27
Lap / preceding :23:13:11														
NQ	032	LA		1	82	09:19:22	09:25:34	00:06:12	15.704	56/54	15.704	00:06:12	00:30:54	
Aurelie WERY				BEL	2	71	12:08:01	12:20:03	00:12:02	15.838	55/48	15.769	00:18:14	04:40:03
OURASY DE LA FONTAINE				2002	3	LA	15:05:15	15:13:08	00:07:53	14.833	51/56	15.467	00:26:07	06:53:08
Lap / preceding :00:11:41														
NQ	034	ME-TR		1	89	09:18:57	09:26:12	00:07:15	15.636	49/52	15.636	00:07:15	00:31:32	
Ana Carla MACIEL				BRA	2	74	12:15:49	12:21:36	00:05:47	15.731	62/60	15.682	00:13:02	04:41:36
ODM BAHRAIN				2005	3	ME-TR	15:01:15	15:10:20	00:09:05	15.334	64/72	15.573	00:22:07	06:50:20
Lap / preceding :23:57:12														
NQ	035	ME-TR		1	28	08:54:58	09:14:07	00:19:09	17.045	64/70	17.045	00:19:09	00:19:27	
Rodrigo MOREIRA BARRETO				BRA	2	38	12:03:51	12:09:39	00:05:48	15.716	62/60	16.377	00:24:57	04:29:39
LYAD EL EMIR				2004	3	ME-TR	16:29:48	16:42:17	00:12:29	8.485	87/56	12.722	00:37:26	08:22:17
Lap / preceding :01:31:57														
NQ	038	OT		1	130	09:27:41	09:33:48	00:06:07	14.863	47	14.863	00:06:07	00:39:08	
Kathy IRVINE				CAN	2	94	12:24:54	12:32:07	00:07:13	15.400	64/60	15.117	00:13:20	04:52:07
NIGHTWIND'S SAVANAH				1998	3	OT	16:21:33	16:32:11	00:10:38	9.867	50/56	12.983	00:23:58	08:12:11
Lap / preceding :23:49:54														
NQ	041	ME		1	126	09:27:38	09:33:24	00:05:46	14.902	52/48	14.902	00:05:46	00:38:44	
Yvette VINTON				CAN	2	101	12:23:46	12:35:33	00:11:47	14.984	56/64	14.942	00:17:33	04:55:33
PETIT LOUP D'JOLIE				2003	3	ME	15:14:27	15:34:23	00:19:56	14.219	65/54	14.711	00:37:29	07:14:23
Lap / preceding :23:02:12														
NQ	047	ME-TR		1	104	09:22:47	09:27:51	00:05:04	15.462	54/50	15.462	00:05:04	00:33:11	
Roberto LINARES				COL	2	100	12:30:05	12:34:44	00:04:39	14.501	63/60	14.983	00:09:43	04:54:44
MUÑECA				2000	3	ME-TR	15:23:08	15:31:24	00:08:16	14.444	64/68	14.812	00:17:59	07:11:24
Lap / preceding :23:57:01														
NQ	051	LA		1	128	09:30:05	09:33:34	00:03:29	14.886	51/60	14.886	00:03:29	00:38:54	
Martin SALAZAR CALDERON				CRC	2	102	12:30:07	12:35:39	00:05:32	14.991	64/60	14.937	00:09:01	04:55:39
LANIAMA LA LIZONNE				2002	3	LA	15:23:07	15:30:13	00:07:06	14.669	62/60	14.853	00:16:07	07:10:13
Lap / preceding :23:58:49														
NQ	053	ME		1	123	09:25:27	09:32:32	00:07:05	14.987	49/54	14.987	00:07:05	00:37:52	
Petr JADLOVSKY				CZE	2	99	12:24:42	12:34:36	00:09:54	14.993	62/64	14.990	00:16:59	04:54:36
RACHEL 4				2004	3	ME	15:22:57	15:40:56	00:17:59	13.490	69/72	14.492	00:34:58	07:20:56
Lap / preceding :00:10:43														
NQ	056	ME-TR		1	114	09:25:25	09:29:58	00:04:33	15.243	51/50	15.243	00:04:33	00:35:18	
Magdalena PRIKRYLOVA				CZE	2	84	12:23:26	12:28:17	00:04:51	15.400	63/60	15.318	00:09:24	04:48:17
SHEKEL				2002	3	ME-TR	15:23:02	15:40:42	00:17:40	12.951	63/56	14.500	00:27:04	07:20:42
Lap / preceding :23:59:46														
NQ	057	ME-TR		1	140	09:24:35	09:44:27	00:19:52	13.901	40/44	13.901	00:19:52	00:49:47	
Johanne HVID				DEN	2	111	12:33:29	12:41:28	00:07:59	15.546	59/58	14.648	00:27:51	05:01:28
FLINI OX				2002	3	ME-TR	16:13:51	16:17:49	00:03:58	11.194	0/56	13.373	00:31:49	07:57:49
Lap / preceding :00:37:07														
NQ	060	FTC		1	3	08:54:43	08:57:02	00:02:19	19.533	63/60	19.533	00:02:19	00:02:22	
Maria ALVAREZ PONTON				ESP	2	7	11:13:55	11:22:47	00:08:52	20.142	54/52	19.822	00:11:11	03:42:47
QUALIF DU PONCELET				2004	3	FTC	13:56:41	14:15:20	00:18:39	14.893	52/52	17.983	00:29:50	05:55:20
Lap / preceding :21:57:31														



Results provided by World Sport Timing















FOUNDER MEMBERS

More information on www.normandy2014.com

Powered by ATRM Systems

Q = qualified, NQ = not qualified (having failed to qualified)..

CH-M-E - CEI**** 160km :38.1km - 73.6km - 106.5km - 139.7km - 160.2km

RANK	NUM.	AV. SPEED	NAT.	PHASE	RANK	ARRIVAL	IN TIME	RECOV. T.	PH. SPEED	BPM	AV. SPEED	TOTAL REC.	LAP/LEAD	
NQ	065	ME-TR		1	69	09:19:26	09:23:21	00:03:55	15.947	49	15.947	00:03:55	00:28:41	
Kairit KALBRE					2	72	12:17:19	12:21:27	00:04:08	15.424	53/52	15.690	00:08:03	04:41:27
BALTIMOR				2001	3	ME-TR	15:01:17	15:08:32	00:07:15	15.533	59/60	15.641	00:15:18	06:48:32
Lap / preceding :00:53:12														
NQ	066	FTC		1	106	09:25:04	09:28:02	00:02:58	15.442	56/56	15.442	00:02:58	00:33:22	
Annie JOPPE					2	79	12:19:21	12:24:47	00:05:26	15.576	55/54	15.507	00:08:24	04:44:47
DILMUN				1999	3	47	15:14:27	15:18:16	00:03:49	14.788	58/56	15.277	00:12:13	06:58:16
Lap / preceding :00:09:44														
NQ	068	OT		1	98	09:25:04	09:27:28	00:02:24	15.502	44/44	15.502	00:02:24	00:32:48	
Annette MASTERSON					2	115	13:17:55	13:21:08	00:03:13	10.998	56/60	12.945	00:05:37	05:41:08
MILLENIUM CHORUS				2000	3	OT	16:18:06	16:22:37	00:04:31	13.952	59/62	13.240	00:10:08	08:02:37
Lap / preceding :01:04:21														
NQ	069	ME		1	121	09:28:12	09:32:06	00:03:54	15.030	54/52	15.030	00:03:54	00:37:26	
Catriona MOON					2	116	13:24:39	13:30:11	00:05:32	10.753	64/66	12.611	00:09:26	05:50:11
LEILA				1999	3	ME		16:58:09		11.752	59/62	12.332	00:13:57	08:38:09
Lap / preceding :00:35:32														
NQ	071	ME-TR		1	68	09:19:32	09:23:18	00:03:46	15.953	55	15.953	00:03:46	00:28:38	
Melanie ARNOLD					2	65	12:14:33	12:17:39	00:03:06	15.854	56/52	15.905	00:06:52	04:37:39
SEVINC				2003	3	ME-TR	14:51:15	14:54:51	00:03:36	16.843	59/52	16.183	00:10:28	06:34:51
Lap / preceding :21:56:42														
NQ	079	LA		1	137	09:18:35	09:37:36	00:19:01	14.505	58/56	14.505	00:19:01	00:42:56	
Hoi Au HA					2	83	12:22:10	12:28:02	00:05:52	16.330	62/62	15.332	00:24:53	04:48:02
ASSIM LOTOIS				2006	3	LA	15:10:34	16:01:33	00:50:59	11.376	59/68	13.845	01:15:52	07:41:33
Lap / preceding :01:06:42														
NQ	080	ME-TR		1	86	09:19:13	09:25:56	00:06:43	15.665	48/56	15.665	00:06:43	00:31:16	
Ying Tung POON					2	49	12:08:25	12:12:16	00:03:51	16.860	64/68	16.219	00:10:34	04:32:16
SIRIA DE NIELLANS				2006	3	ME-TR	15:09:06	15:17:01	00:07:55	13.637	61/54	15.323	00:18:29	06:57:01
Lap / preceding :23:15:28														
NQ	088	LA		1	49	09:19:13	09:21:21	00:02:08	16.173	59/60	16.173	00:02:08	00:26:41	
Carolina TAVASSOLI ASLI					2	40	12:08:02	12:10:36	00:02:34	16.480	61/60	16.319	00:04:42	04:30:36
SORAYA DU BARTHAS				2006	3	LA	14:45:11	14:49:58	00:04:47	16.537	53/54	16.386	00:09:29	06:29:58
Lap / preceding :23:32:57														
NQ	092	ME-TR		1	119	09:19:29	09:31:28	00:11:59	15.092	60/56	15.092	00:11:59	00:36:48	
Tamotsu SASAKI					2	114	12:51:25	13:01:35	00:10:10	12.521	61/56	13.732	00:22:09	05:21:35
NOSLO'S LIGHTING STRIKES				2004	3	ME-TR	15:52:29	16:12:50	00:20:21	13.051	59/52	13.514	00:42:30	07:52:50
Lap / preceding :01:22:52														
NQ	093	ME-TR		1	136	09:29:50	09:37:12	00:07:22	14.542	45/46	14.542	00:07:22	00:42:32	
Mikiyo YAMAZAKI					2	92	12:27:28	12:31:57	00:04:29	15.807	56/68	15.126	00:11:51	04:51:57
FAUSTO BL				1998	3	ME-TR	16:35:05	16:42:01	00:06:56	9.397	44/56	12.729	00:18:47	08:22:01
Lap / preceding :00:29:11														
NQ	095	LA		1	105	09:20:14	09:27:59	00:07:45	15.448	58	15.448	00:07:45	00:33:19	
Natalya DOLGIKH					2	108	12:32:40	12:38:18	00:05:38	14.170	55/56	14.804	00:13:23	04:58:18
ZHEZKIIC				2005	3	LA	15:43:15	15:52:27	00:09:12	12.806	63/72	14.123	00:22:35	07:32:27
Lap / preceding :23:10:26														
NQ	100	ME		1	135	09:23:33	09:35:31	00:11:58	14.699	57/64	14.699	00:11:58	00:40:51	
Nora PENFORNIS					2	104	12:23:25	12:36:35	00:13:10	15.099	62/66	14.890	00:25:08	04:56:35
LASCAR ARMOR				1999	3	ME	15:20:28	15:40:01	00:19:33	13.763	64/70	14.522	00:44:41	07:20:01
Lap / preceding :23:47:34														



Results provided by World Sport Timing



More information on www.normandy2014.com

Powered by ATRM Systems

Q = qualified, NQ = not qualified (having failed to qualified)..

CH-M-E - CEI**** 160km :38.1km - 73.6km - 106.5km - 139.7km - 160.2km

RANK	NUM.	AV. SPEED	NAT.	PHASE	RANK	ARRIVAL	IN TIME	RECOV. T.	PH. SPEED	BPM	AV. SPEED	TOTAL REC.	LAP/LEAD
NQ	102	ME		1	77	09:19:29	09:24:45	00:05:16	15.793	51	15.793	00:05:16	00:30:05
Valy SCHMARTZ													
BACHIR					2005	12:14:32	12:19:39	00:05:07	15.790	57/56	15.791	00:10:23	04:39:39
Lap / preceding :23:43:56													
NQ	103	ME-TR		1	101	09:23:06	09:27:41	00:04:35	15.479	42/48	15.479	00:04:35	00:33:01
Asri ABD AZIZ													
NAWAN DE FIGNOLS					2005	12:09:01	12:13:46	00:04:45	16.894	57/60	16.131	00:09:20	04:33:46
Lap / preceding :23:59:31													
NQ	105	OT		1	90	09:22:30	09:26:25	00:03:55	15.613	62/56	15.613	00:03:55	00:31:45
Mohd Hisyamuddin DAUD													
SIAM DE FONTOIRE					2004	12:08:26	12:13:49	00:05:23	16.719	58/64	16.128	00:09:18	04:33:49
Lap / preceding :01:00:12													
NQ	106	ME-TR		1	100	09:22:31	09:27:39	00:05:08	15.483	50/52	15.483	00:05:08	00:32:59
Mohd Sulaiman MUDA													
PARBELLA DE GALONNE					2003	12:08:00	12:16:21	00:08:21	16.550	58/60	15.980	00:13:29	04:36:21
Lap / preceding :00:30:53													
NQ	107	ME		1	93	09:22:31	09:26:38	00:04:07	15.590	38/48	15.590	00:04:07	00:31:58
Muhammad Ziyad MUHAMMAD HAMZA													
NAS SALOU					2001	12:08:24	12:13:25	00:05:01	16.800	51/60	16.151	00:09:08	04:33:25
Lap / preceding :22:03:00													
NQ	109	ME-TR		1	83	09:23:31	09:25:35	00:02:04	15.702	52/52	15.702	00:02:04	00:30:55
Carmen RÖMER													
OCEANE D'HAVENNE					2005	12:26:48	12:33:09	00:06:21	14.434	60/60	15.064	00:08:25	04:53:09
Lap / preceding :00:31:26													
NQ	113	ME		1	42	09:13:26	09:18:55	00:05:29	16.456	64/60	16.456	00:05:29	00:24:15
Olaug Espeli CARSTENSEN													
AL THAKA MELLEMGAAARD					2002	12:03:50	12:21:51	00:18:01	14.902	63/64	15.668	00:23:30	04:41:51
Lap / preceding :00:34:56													
NQ	116	ME-TR		1	75	09:19:14	09:24:37	00:05:23	15.807	55	15.807	00:05:23	00:29:57
Mariann SEGLEM													
MYNT					2000	12:09:22	12:15:47	00:06:25	16.239	57/60	16.013	00:11:48	04:35:47
Lap / preceding :22:56:53													
NQ	121	LA		1	39	09:14:11	09:17:54	00:03:43	16.577	52/56	16.577	00:03:43	00:23:14
Andrea SMITH													
GLENMORE TARIQ					2002	11:51:39	11:55:59	00:04:20	18.038	57/52	17.251	00:08:03	04:15:59
Lap / preceding :23:19:58													
NQ	127	ME		1	139	09:35:33	09:42:59	00:07:26	14.026	52/51	14.026	00:07:26	00:48:19
Loay H.H. AL SAID													
SIGLAVY BAGDADY ZEUSZ					2005	12:22:10	12:31:02	00:08:52	16.634	59/60	15.174	00:16:18	04:51:02
Lap / preceding :01:03:17													
NQ	139	ME-TR		1	22	09:01:24	09:03:54	00:02:30	18.450	60/64	18.450	00:02:30	00:09:14
Faleh Nasser S.S BUGHENAIM													
ANTALL DE JALIMA					1999	11:32:57	11:37:23	00:04:26	18.769	62/68	18.603	00:06:56	03:57:23
Lap / preceding :23:00:41													
NQ	158	LA		1	95	09:18:36	09:26:47	00:08:11	15.574	49/54	15.574	00:08:11	00:32:07
Maria HAGMAN-ERIKSSON													
BWUAGADUGO					2005	12:08:31	12:14:41	00:06:10	16.654	63/62	16.077	00:14:21	04:34:41
Lap / preceding :00:37:33													



Results provided by World Sport Timing



FOUNDER MEMBERS

More information on www.normandy2014.com

Powered by ATRM Systems

Q = qualified, NQ = not qualified (having failed to qualified)..

CH-M-E - CEI*** 160km :38.1km - 73.6km - 106.5km - 139.7km - 160.2km

RANK	NUM.	AV. SPEED	NAT.	PHASE	RANK	ARRIVAL	IN TIME	RECOV. T.	PH. SPEED	BPM	AV. SPEED	TOTAL REC.	LAP/LEAD		
NQ	161	ME		1	53	09:15:21	09:21:31	00:06:10	16.154	53/60	16.154	00:06:10	00:26:51		
Abdelkader AOUINI					2	28	11:59:04	12:05:32	00:06:28	17.175	55/64	16.631	00:12:38	04:25:32	
NESSEB					2001	3	ME	15:10:21	15:15:34	00:05:13	13.157	75/72	15.377	00:17:51	06:55:34
Lap / preceding :00:13:17															
NQ	162	ME-TR		1	141	09:27:03	09:46:37	00:19:34	13.720	58/54	13.720	00:19:34	00:51:57		
Hédi DERBEL					2	112	12:42:25	12:47:39	00:05:14	15.103	62/64	14.354	00:24:48	05:07:39	
TAMANRASSET					2005	3	ME-TR	15:49:51	16:07:20	00:17:29	12.362	63/56	13.673	00:42:17	07:47:20
Lap / preceding :00:51:46															
NQ	168	FTC		1	45	09:17:26	09:20:30	00:03:04	16.270	61/64	16.270	00:03:04	00:25:50		
Oriana RICCA					2	37	12:05:26	12:09:11	00:03:45	16.552	63	16.405	00:06:49	04:29:11	
TALITA KUMI 50					2002	3	FTC	15:53:31			10.709	48/48	14.090	00:24:18	07:33:31
Lap / preceding :23:46:11															
NQ	170	ME		1	5	08:53:44	08:57:13	00:03:29	19.502	63/54	19.502	00:03:29	00:02:33		
Heather REYNOLDS					2	11	11:22:40	11:27:48	00:05:08	19.262	61/64	19.385	00:08:37	03:47:48	
CHANCES					2005	3	ME	14:01:22	14:12:50	00:11:28	15.788	58/70	18.111	00:20:05	05:52:50
Lap / preceding :22:19:19															
Penalties							Ph3 : 00:05:36							T.P: 00:05:36	
NQ	172	LA		1	11	08:53:44	09:00:32	00:06:48	18.966	63/64	18.966	00:06:48	00:05:52		
Kelsey RUSSELL					2	19	11:41:20	11:47:29	00:06:09	16.778	57/52	17.844	00:12:57	04:07:29	
MY WILD IRISH GOLD					2003	3	LA	14:17:47	14:24:44	00:06:57	16.836	53/54	17.520	00:19:54	06:04:44
Lap / preceding :00:11:54															
NQ	002	ME-TR		1	19	08:52:50	09:02:57	00:10:07	18.593	64/56	18.593	00:10:07	00:08:17		
Saeed Mohd Khalifa AL MEHAIRI					2	ME-TR	10:30:00			45.271	0	25.976	00:16:16	02:50:00	
KEDJARI DES SERRES					1998										
Lap / preceding :20:45:16															
NQ	005	ME-TR		1	15	08:52:52	09:00:55	00:08:03	18.906	62/60	18.906	00:08:03	00:06:15		
Abdulla Ghanim AL MARRI					2	4	11:14:54	11:22:02	00:07:08	21.065	79/81	19.889	00:15:11	03:42:02	
QURAN EL ULM					2004										
Lap / preceding :00:52:02															
NQ	023	ME-TR		1	122	09:25:05	09:32:20	00:07:15	15.007	52/56	15.007	00:07:15	00:37:40		
Sarah MCLAUGHLIN					2	ME-TR	12:23:50	12:41:38	00:17:48	14.267	76/64	14.640	00:25:03	05:01:38	
TONKI DEE BOO SHANIA					2005										
Lap / preceding :01:19:36															
NQ	027	ME-TR		1	132	09:23:33	09:33:55	00:10:22	14.852	50/54	14.852	00:10:22	00:39:15		
Helga WUNDERER					2	ME-TR	12:23:27	12:36:12	00:12:45	14.970	68/68	14.909	00:23:07	04:56:12	
ARIELLA 2					2004										
Lap / preceding :23:54:34															
NQ	030	LA		1	56	09:19:21	09:21:49	00:02:28	16.119	56/54	16.119	00:02:28	00:27:09		
Karin BOULANGER					2	LA	12:03:51	12:05:51	00:02:00	17.173	61/64	16.611	00:04:28	04:25:51	
DJELLA DE RENDPEINE EWALRAID					2004										
Lap / preceding :23:29:39															
NQ	040	ME		1	103	09:13:25	09:27:48	00:14:23	15.467	53/54	15.467	00:14:23	00:33:08		
Leanna MARCHANT					2	ME	12:50:57	13:09:30	00:18:33	11.723	72/56	13.402	00:32:56	05:29:30	
SAMSONS FIRE					1999										
Lap / preceding :01:03:39															
NQ	052	ME-TR		1	27	09:07:33	09:10:35	00:03:02	17.506	62/60	17.506	00:03:02	00:15:55		
Diego Andres ZAMORA RODRIGUEZ					2	ME-TR	11:56:56	12:27:40	00:30:44	13.560	80/60	15.351	00:33:46	04:47:40	
CAIFAS					2001										
Lap / preceding :23:18:10															



Results provided by World Sport Timing















More information on www.normandy2014.com

Powered by ATRM Systems

Q = qualified, NQ = not qualified (having failed to qualified)..

CH-M-E - CEI**** 160km :38.1km - 73.6km - 106.5km - 139.7km - 160.2km

RANK	NUM.	AV. SPEED	NAT.	PHASE	RANK	ARRIVAL	IN TIME	RECOV. T.	PH. SPEED	BPM	AV. SPEED	TOTAL REC.	LAP/LEAD	
NQ	059	ME-TR		1	26	09:01:28	09:06:22	00:04:54	18.090	59/52	18.090	00:04:54	00:11:42	
Karina NEUMANN					2	23	11:51:47	11:59:39	00:07:52	15.981	56/56	17.008	00:12:46	04:19:39
SHAGYA ZOZO				2000										
Lap / preceding :23:31:59														
NQ	073	RET		1	76	09:19:31	09:24:43	00:05:12	15.796	55/55	15.796	00:05:12	00:30:03	
Dr. Gabriela FÖRSTER					2	RET	12:09:50	12:14:33	00:04:43	16.406	55/56	16.085	00:09:55	04:34:33
PRICELESS GOLD				1998										
Lap / preceding :00:14:54														
NQ	074	ME-TR		1	67	09:19:48	09:23:16	00:03:28	15.956	52/52	15.956	00:03:28	00:28:36	
Belinda HITZLER					2	ME-TR	12:14:35	12:35:53	00:21:18	13.957	72/60	14.925	00:24:46	04:55:53
NABAB LA MAJORIE				2000										
Lap / preceding :00:21:20														
NQ	089	FTC		1	138	09:36:46	09:41:20	00:04:34	14.169	44	14.169	00:04:34	00:46:40	
Seiichi HASUMI					2	FTC	11:55:22	12:01:52	00:06:30	21.187	48/48	16.864	00:11:04	04:21:52
KAREEMPJ				1998										
Lap / preceding :23:25:59														
NQ	090	ME-TR		1	118	09:19:29	09:31:26	00:11:57	15.096	56/58	15.096	00:11:57	00:36:46	
Toshiaki HIROHASHI					2	ME-TR	12:50:21	13:11:50	00:21:29	11.807	79/81	13.308	00:33:26	05:31:50
LUCKY				2001										
Lap / preceding :01:09:58														
NQ	115	LA		1	115	09:19:14	09:30:01	00:10:47	15.238	52/56	15.238	00:10:47	00:35:21	
Kine Eiesland HOLEN					2	LA	12:32:36	12:42:44	00:10:08	13.947	50/54	14.587	00:20:55	05:02:44
SHERE KHAN				2004										
Lap / preceding :23:30:54														
NQ	117	ME-TR		1	112	09:13:25	09:29:25	00:16:00	15.299	60/52	15.299	00:16:00	00:34:45	
Ellen SUHR YDSTEBØ					2	ME-TR	12:09:17	12:33:34	00:24:17	14.776	71/76	15.043	00:40:17	04:53:34
SHAH NAHIM				2002										
Lap / preceding :23:50:50														
NQ	118	ME-TR		1	87	09:19:15	09:26:04	00:06:49	15.650	64/58	15.650	00:06:49	00:31:24	
Braden CAMERON					2	ME-TR	12:14:19	12:20:02	00:05:43	15.900	72/70	15.770	00:12:32	04:40:02
KARAMEA KRUSADER				2002										
Lap / preceding :23:46:28														
NQ	120	LA		1	59	09:16:20	09:22:13	00:05:53	16.074	45/52	16.074	00:05:53	00:27:33	
Susan LATTA					2	LA	12:09:13	12:14:26	00:05:13	16.110	55/62	16.091	00:11:06	04:34:26
TKIWA				2003										
Lap / preceding :23:54:24														
NQ	125	LA		1	64	09:17:48	09:22:22	00:04:34	16.057	58/60	16.057	00:04:34	00:27:42	
Mahmood Marhoon Salim AL FORI					2	LA	12:08:03	12:12:45	00:04:42	16.336	64/68	16.191	00:09:16	04:32:45
ALLUMEZ LE FEU				2003										
Lap / preceding :23:58:19														
NQ	129	LA		1	108	09:21:59	09:28:12	00:06:13	15.425	52/56	15.425	00:06:13	00:33:32	
Ryszard ZIELINSKI					2	LA	12:09:03	12:23:09	00:14:06	15.784	60/60	15.596	00:20:19	04:43:09
GANDAWA				2003										
Lap / preceding :00:10:24														
NQ	132	ME		1	17	08:54:34	09:01:43	00:07:09	18.781	63/60	18.781	00:07:09	00:07:03	
Brigitte PINTO					2	ME	11:24:02	11:43:34	00:19:32	17.481	71/56	18.131	00:26:41	04:03:34
SHARARAT				1999										
Lap / preceding :23:20:25														



Results provided by World Sport Timing



FOUNDER MEMBERS

More information on
www.normandy2014.com

Powered by ATRM Systems

Q = qualified, NQ = not qualified (having failed to qualified)..

CH-M-E - CEI**** 160km :38.1km - 73.6km - 106.5km - 139.7km - 160.2km

RANK	NUM.	AV. SPEED	NAT.	PHASE	RANK	ARRIVAL	IN TIME	RECOV. T.	PH. SPEED	BPM	AV. SPEED	TOTAL REC.	LAP/LEAD
NQ	133	ME-TR		1	35	09:14:08	09:17:26	00:03:18	16.634	55/52	16.634	00:03:18	00:22:46
Margarida Oliveira SOARES					2	ME-TR	12:47:38	12:53:04	00:05:26	12.128	90/46	14.106	00:08:44 05:13:04
XÉLIO													
Lap / preceding :01:09:30													
NQ	138	ME		1	21	08:53:39	09:03:18	00:09:39	18.540	60/64	18.540	00:09:39	00:08:38
Atta Mohammad MOHAMMAD					2	ME	11:28:32	11:48:33	00:20:01	17.006	71/71	17.767	00:29:40 04:08:33
LYRICAL BREEZE													
Lap / preceding :22:55:29													
NQ	141	ME		1	66	09:19:17	09:23:03	00:03:46	15.980	61/60	15.980	00:03:46	00:28:23
Giliese DE VILLIERS					2	ME	12:18:20	12:22:41	00:04:21	15.254	61/70	15.622	00:08:07 04:42:41
TRA FLAMA													
Lap / preceding :00:34:08													
NQ	144	ME-TR		1	113	09:19:25	09:29:55	00:10:30	15.248	55/62	15.248	00:10:30	00:35:15
Rouslan GEKIEV					2	ME-TR	12:19:25	12:29:24	00:09:59	15.271	56/52	15.259	00:20:29 04:49:24
BRASLET													
Lap / preceding :00:06:43													
NQ	151	LA		1	107	09:25:11	09:28:06	00:02:55	15.436	41/41	15.436	00:02:55	00:33:26
Veronika MÜNGER					2	LA	13:00:30	13:08:41	00:08:11	11.795	51/48	13.435	00:11:06 05:28:41
JANNIK CH													
Lap / preceding :00:39:17													
NQ	152	ME-TR		1	142	09:29:28	09:51:42	00:22:14	13.314	64/68	13.314	00:22:14	00:57:02
Feras BOULBOL					2	ME-TR	12:43:00	13:01:57	00:18:57	14.176	78/81	13.716	00:41:11 05:21:57
SHAGYA FRUZSINA													
Lap / preceding :23:53:16													
NQ	166	LA		1	13	08:53:05	09:00:46	00:07:41	18.929	60/54	18.929	00:07:41	00:06:06
Veronica KONCKE					2	LA	11:22:53	11:37:43	00:14:50	18.213	64/56	18.577	00:22:31 03:57:43
FARAONA DEL ALMA													
Lap / preceding :22:35:46													
NQ	167	ME		1	20	08:53:03	09:03:00	00:09:57	18.585	62/60	18.585	00:09:57	00:08:20
Jorge Leonardo MARTÍNEZ CASTRO					2	ME	11:33:37	11:39:14	00:05:37	18.325	49/48	18.459	00:15:34 03:59:14
NAGFOUR													
Lap / preceding :00:01:31													
NQ	169	ME-TR		1	55	09:14:01	09:21:46	00:07:45	16.125	51/44	16.125	00:07:45	00:27:06
Ellen OLSON					2	ME-TR	12:00:33	12:14:17	00:13:44	16.074	77/76	16.100	00:21:29 04:34:17
HOT DESERT KNIGHT													
Lap / preceding :00:35:03													
NQ	014	LA		1	LA	08:53:08	08:56:47	00:03:39	19.575	62/60	19.575	00:03:39	00:02:07
SH, EBRAHIM BIN MOHD, AL KHALIFA													
DHAB													
Lap / preceding :21:22:30													
NQ	025	RET		1	RET	10:22:04	10:24:01	00:01:57	11.205	39/40	11.205	00:01:57	01:29:21
Penny TOFT													
DREAM DANCER TE													
Lap / preceding :01:27:14													
NQ	033	LA		1	LA	09:18:11	09:20:33	00:02:22	16.265	57/64	16.265	00:02:22	00:25:53
Fabricio ÁLVARES BAGAROLLI													
PREDICTION PACIFIQUE													
Lap / preceding :22:56:32													



Results provided by World Sport Timing



























FOUNDER MEMBERS

More information on www.normandy2014.com

Powered by ATRM Systems

Q = qualified, NQ = not qualified (having failed to qualified)..

CH-M-E - CEI**** 160km :38.1km - 73.6km - 106.5km - 139.7km - 160.2km

RANK	NUM.	AV. SPEED	NAT.	PHASE	RANK	ARRIVAL	IN TIME	RECOV. T.	PH. SPEED	BPM	AV. SPEED	TOTAL REC.	LAP/LEAD
NQ	044	RET		1	RET	11:25:11	11:28:10	00:02:59	8.525	62/64	8.525	00:02:59	02:33:30
Ana Maria NOVOA FUENTEALBA 													
XUVA DE S JOSE 													
Lap / preceding :02:07:37													
NQ	049	RET		1	RET	09:42:13	09:46:21	00:04:08	13.742	55/56	13.742	00:04:08	00:51:41
Alberto MORALES MORALES 													
OUASSAL DU BARTHAS 													
Lap / preceding :22:18:11													
NQ	050	CI		1	CI	08:00:00	08:01:00	00:01:00	37.475	56/56	37.475	00:01:00	23:06:20
Claudia ROMERO CHACON 													
DORADO 													
Lap / preceding :22:14:39													
NQ	054	ME-TR		1	ME-TR	09:25:27	09:50:38	00:25:11	13.397	91/54	13.397	00:25:11	00:55:58
Tereza KOPECKA 													
ARMANDA S 													
Lap / preceding :01:49:38													
NQ	072	ME-TR		1	ME-TR	09:18:09	09:37:59	00:19:50	14.470	46/48	14.470	00:19:50	00:43:19
Sabrina ARNOLD 													
SALTAN 2 													
Lap / preceding :23:47:21													
NQ	082	LA		1	LA	08:52:25	09:02:52	00:10:27	18.606	60/56	18.606	00:10:27	00:08:12
Tom MACGUINNESS 													
HORSEWARE LR ARTISTA 													
Lap / preceding :23:24:53													
NQ	086	LA		1	LA	09:19:15	09:23:06	00:03:51	15.975	55/52	15.975	00:03:51	00:28:26
Giampiero RICCI 													
FORRESTH 													
Lap / preceding :00:20:14													
NQ	096	LA		1	LA	08:53:12	09:05:22	00:12:10	18.235	62/64	18.235	00:12:10	00:10:42
Azat KOISHIEV 													
OILY 													
Lap / preceding :23:42:16													
NQ	098	FTC		1	FTC	08:00:00	08:01:00	00:01:00	37.475	91/54	37.475	00:01:00	23:06:20
Abish YETIREKOV 													
ZHAS KANAT 													
Lap / preceding :22:55:38													
NQ	122	LA		1	LA	09:14:11	09:19:39	00:05:28	16.369	40/56	16.369	00:05:28	00:24:59
Georgia SMITH 													
GLENMORE VIXEN 													
Lap / preceding :01:18:39													
NQ	124	LA		1	LA	09:17:47	09:21:19	00:03:32	16.176	61/55	16.176	00:03:32	00:26:39
Ali Hassan Yousaf AL FARSI 													
KILIM DE FIGNOLS 													
Lap / preceding :00:01:40													
NQ	128	ME-TR		1	ME-TR	09:17:48	09:23:08	00:05:20	15.971	91/54	15.971	00:05:20	00:28:28
Kamila KART 													
RAZIZKA LA MAJORIE 													
Lap / preceding :00:01:49													



Results provided by World Sport Timing












FOUNDER MEMBERS

More information on www.normandy2014.com

Powered by ATRM Systems

Q = qualified, NQ = not qualified (having failed to qualified)..

CH-M-E - CEI**** 160km :38.1km - 73.6km - 106.5km - 139.7km - 160.2km

RANK	NUM.	AV. SPEED	NAT.	PHASE	RANK	ARRIVAL	IN TIME	RECOV. T.	PH. SPEED	BPM	AV. SPEED	TOTAL REC.	LAP/LEAD
NQ	131	LA		1	LA	09:14:08	09:25:17	00:11:09	15.735	51/56	15.735	00:11:09	00:30:37
Rui LANTERNAS  2005 MARAVILHA Lap / preceding :00:02:09													
NQ	136	ME-TR		1	ME-TR	09:13:48	09:20:39	00:06:51	16.253	52/56	16.253	00:06:51	00:25:59
Khalid Sanad A.S AL NUAIMI  2004 GAZELLES DU BOSPHORE EWALRAID Lap / preceding :23:55:22													
NQ	145	OT		1	OT	09:19:04	09:44:07	00:25:03	13.929	64/64	13.929	00:25:03	00:49:27
Aleksey GORBUNOV  2003 PYREX ARMOR Lap / preceding :00:23:28													
NQ	146	LA		1	LA	09:23:36	09:34:18	00:10:42	14.815	60/56	14.815	00:10:42	00:39:38
Denis MOISEEV  2004 ZERO Lap / preceding :23:50:11													
NQ	148	RET		1	RET	10:09:20	10:18:23	00:09:03	11.523	53/52	11.523	00:09:03	01:23:43
Sandra BECHTER  2002 SHARIMO CH Lap / preceding :00:44:05													
NQ	165	FTC		1	FTC	08:00:00	08:01:00	00:01:00	37.475	56/56	37.475	00:01:00	23:06:20
Isha JUDD  2006 JQ ZARIAL Lap / preceding :21:42:37													
NQ	171	ME		1	ME	08:53:45	09:13:06	00:19:21	17.175	64/52	17.175	00:19:21	00:18:26
Jeremy REYNOLDS  2006 RR GOLD DUST RISING Lap / preceding :01:12:06													
NQ	075	ME-TR											
Jenny STEMMLER  2005 RADJA D'AURABELLE Lap / preceding :21:46:54													
NQ	077	LA-PR											
Jose Roberto HERNANDEZ DUQUE  1999 SALTIMBANQUE SAFINAT Lap / preceding :00:00:00													



Results provided by World Sport Timing



More information on

www.normandy2014.com

Powered by ATRM Systems

Q = qualified, NQ = not qualified (having failed to qualified)..